

## Specification

---

### General

The Powerex medical vacuum system is designed to create a suction system to remove unwanted fluids or gases from hospital/ laboratory working areas. The medical vacuum system package is compliant with the NFPA 99 requirements for Risk Category 1 systems. Each system is completely tested before shipment and includes:

- Multiple vacuum pumps and associated equipment.
- AMSE air receiver.
- Medical control panel.

Each pump is factory piped to a common intake manifold. Vibration isolation pads are included with the system.

### Oilless Dry Rotary Vane Vacuum Pump

Each pump shall be a dry rotary vane type vacuum pump, and shall be direct-driven through a shaft coupling by a C-face, TEFC electric motor.

- Each vacuum pump shall be dry-running, featuring self-lubricating carbon/graphite vanes and shall not require any sealing fluid in the pumping chamber.
- Each vacuum pump shall include an internal relief valve, a check valve, inlet and discharge flex connectors, a 5 micron inlet filter and a pump isolation valve.

### Motor

The motor is continuous duty, C-face, TEFC, suitable for 208-230, or 460V, 3 phase, 60 hertz electrical operation.

### Air Receiver

The system shall include an ASME rated air receiver. The tank shall be equipped with a vacuum gauge, a sight gauge, by-pass valves, and a manual drain.

### Premium NFPA Control Panel

The control system provides automatic lead/lag sequencing and automatic alternation of all pumps in order to equalize the amount of usage among the available vacuum pumps. The Premium NFPA Control panel shall include a gateway server card and all features listed below:

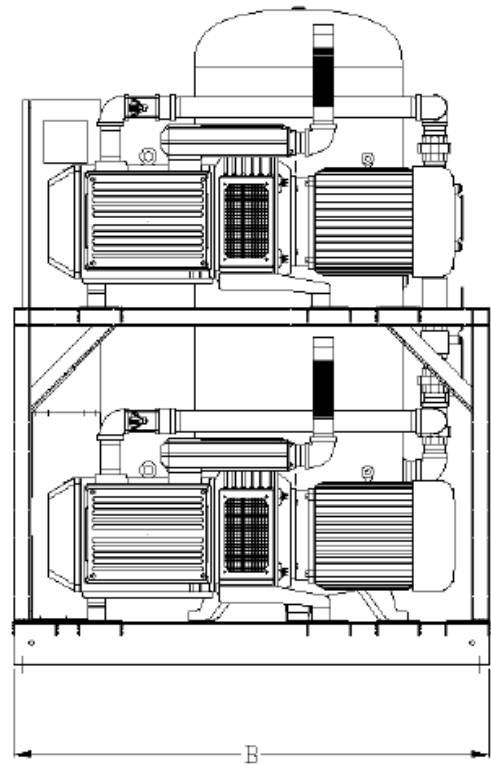
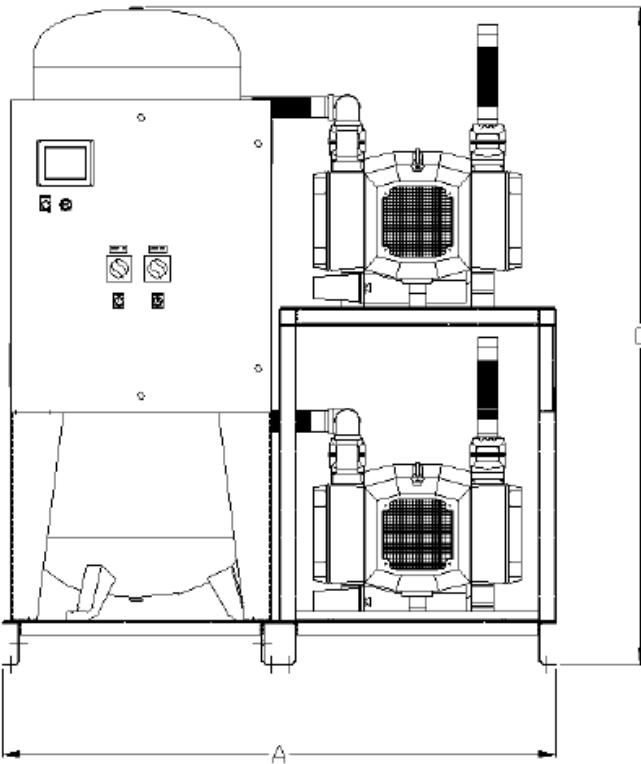
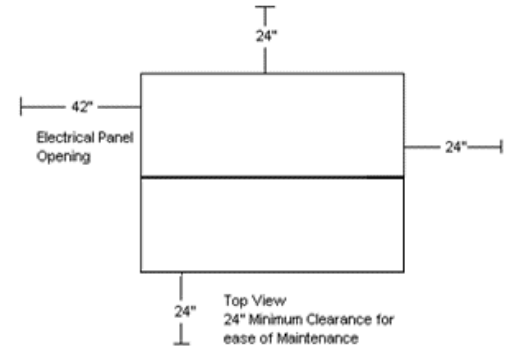
- PLC controller and a color touch screen panel which displays the operating status of the unit.
- Building automation communication gateway with BacNet® protocol and Web server features. Web servers features include email notifications in case the system is in alarm or has achieved one its maintenance intervals and requires service.
- Ethernet port for connection to BacNet® server or direct connection to facility Ethernet for viewing of system operations and status via device IP-address.
- UL508A listed control panel in a NEMA 12 enclosure. The panel door will include: the HMI touch screen, an audible and visual alarms with an acknowledge button, and an HOA switch for each pump.

- Magnetic starters.
- Vacuum transducer for process control.
- Single point power connection.
- Redundant 120Vac control transformers with fused primary and secondary protection.
- System overload trip, high temperature conditions or maintenance intervals for the pump will result in visual and audible alarms.

### Available Options

- Internal tank lining for corrosion resistance.

Dimensions					
Model	Dim. A	Dim. B	Dim. C	Inlet	Outlet
VOPD0403	64"	55"	62"	1"	1"
VOPD0503	64"	55"	61"	1 ½"	1 ½"
VOPD0754	64"	55"	76"	2"	1 ½"
VOPD1004	64"	55"	76"	2"	2"



Oil-less Medical Vacuum System with Premium Controls										
Model	HP	SCFM @ 19" Hg	NFPA System Capacity <sup>(1)</sup>	Tank Size (gal)	BTU/Hr <sup>(2)</sup>	dB(A) Level <sup>(3)</sup>	System F.L.A.			System Weight (lbs)
							208V	230V	460V	
VOPD0403	5 (2)	17	17	80	12,725	75	24.8	24.8	12.4	1,800
VOPD0503	5 (2)	20	20	80	12,725	77	31.4	29.6	14.8	1,850
VOPD0754	7.5 (2)	30.4	30.4	120	19,088	79	43.8	39.8	21	2,000
VOPD1004	8.6 (2)	56	56	120	21,887	79	62	60.8	32.6	2,300

Notes:

- 1 – System Capacity is shown with one or more pumps in reserve per NFPA 99.
- 2 – BTU/Hr levels are shown with reserve pump(s) on standby.
- 3 – dB(A) levels are shown with one pump in reserve per NFPA 99.
- 4 – 3 Year Limited Warranty.